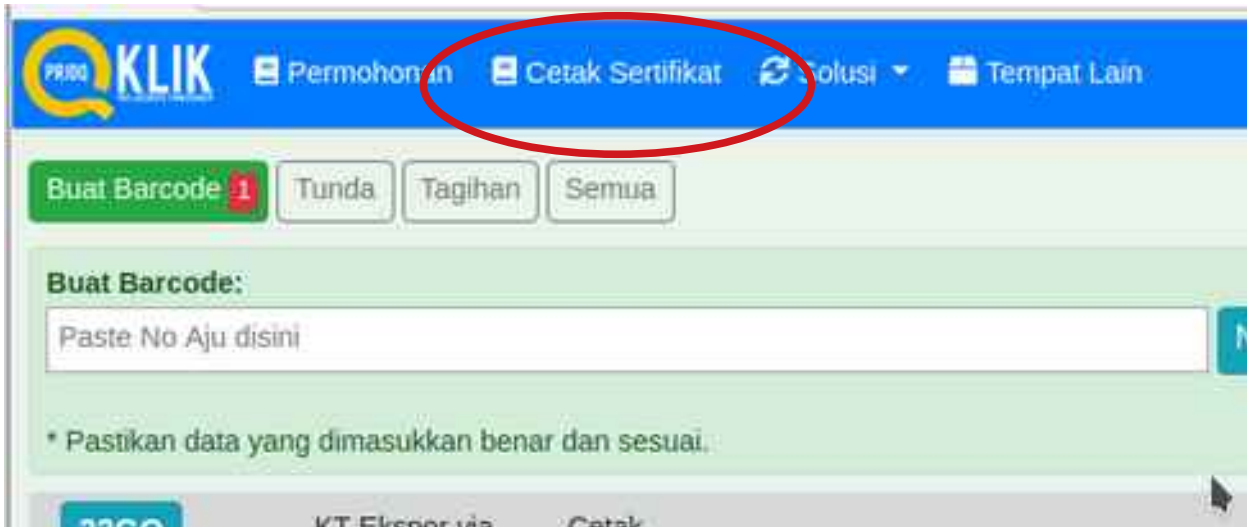


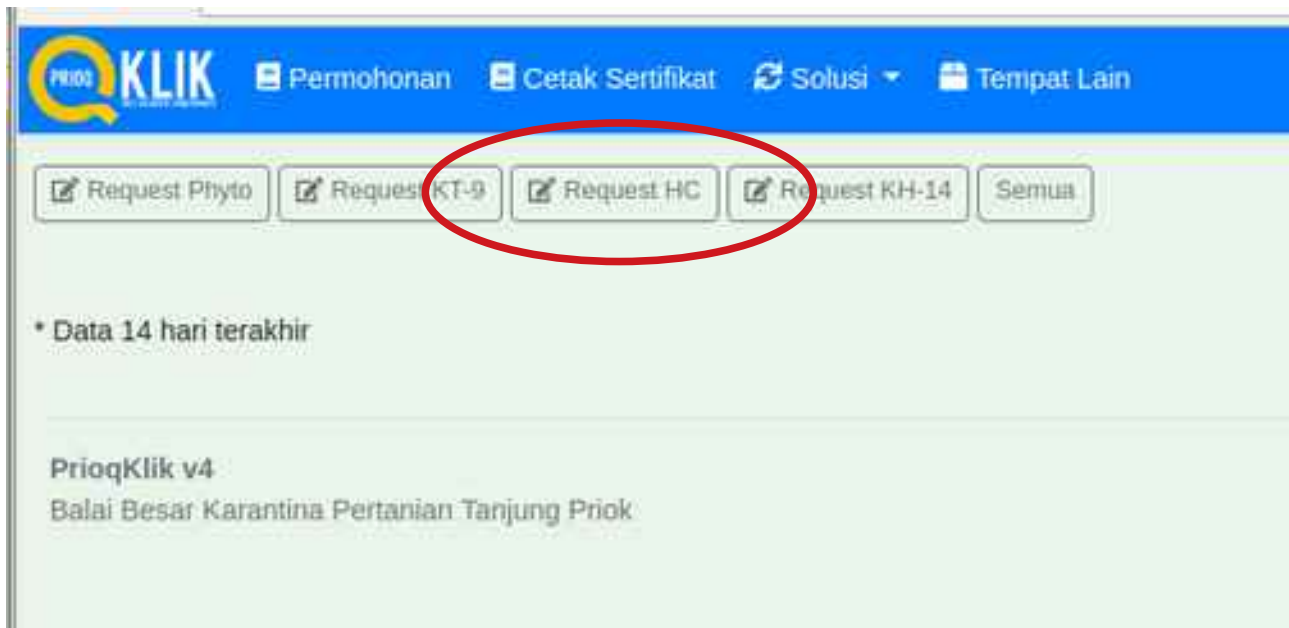
Tatacara Permohonan Secara Online Cetak Health Certificate

*) Penggunajasa tidak perlu menunggu di ruang pelayanan, cukup datang mengambil sertifikat yang sudah dicetak

1. Login PrioqKlik
2. Klik Menu Cetak Sertifikat



3. Klik Request Phyto



4. Isi Form Permohonan Cetak Phytosanitary Certificate (PC)

Permohonan Cetak Phytosanitary Certificate (PC)

Tanggal Cetak & Pengambilan : Kamis, 02 April 2020 *) Pastikan bukan hari libur

Kode/Barcode : [Dropdown]

Lokasi Draft : [Dropdown]

Upload Dokumen terbaru / Terupdate:

Invoice * : Choose File No file chosen

Packing List * : Choose File No file chosen

Bill of Lading * : Choose File No file chosen

Shipping Instructors (SI) : Choose File No file chosen

Cites : Choose File No file chosen

Impor Permit : Choose File No file chosen

Sertifikat Fumigasi : Choose File No file chosen

Lainnya : Choose File No file chosen

*) Harus diisi

Catatan/Keterangan : [Text Area]

Kirim

Pantau proses di PriblogKlik, jangan sampai Billing Kadaluarsa

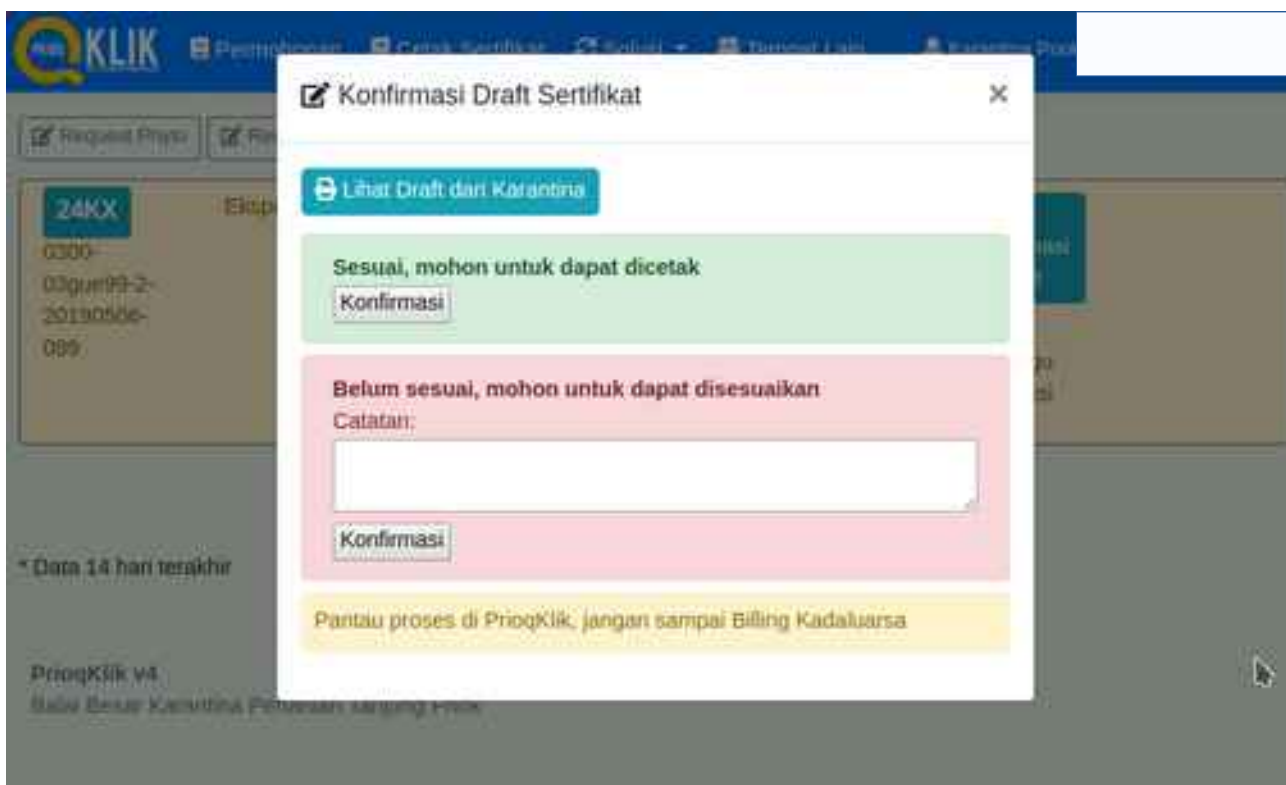
5. Pantau Proses

PERS KLIK Permohonan Cetak Sertifikat Solusi Tempat Lain

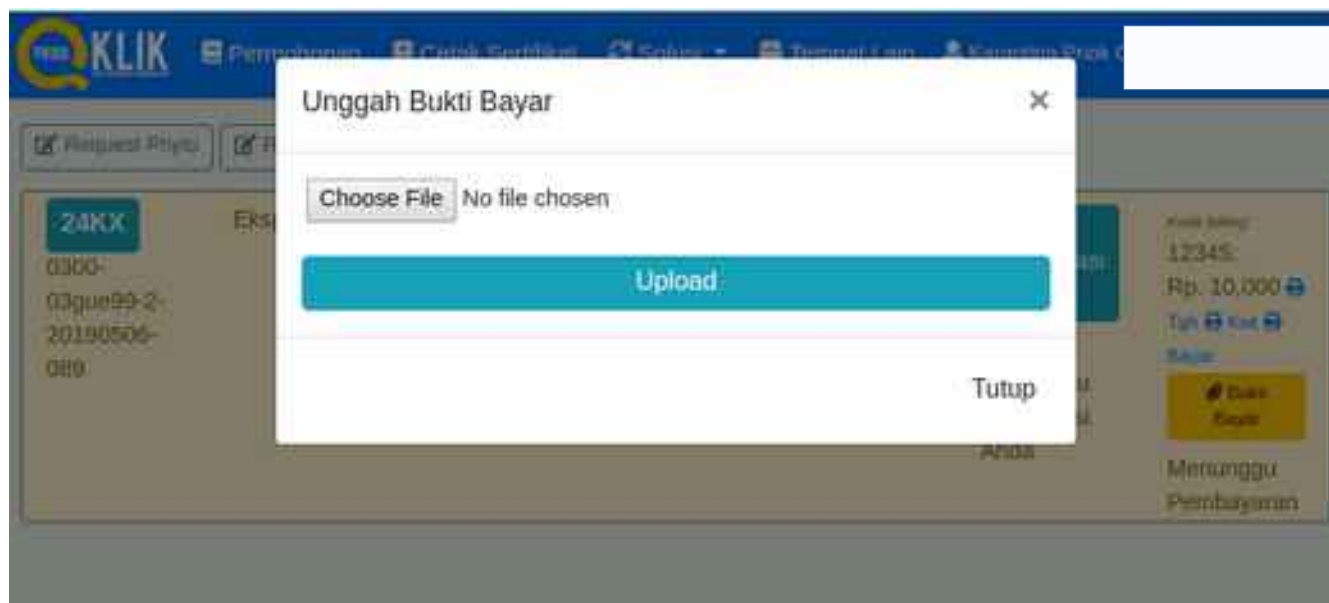
Request Phyto Request KT-6 Request HC Request KH-14 Semua

Ekspor	No Reg: E.123456	Request Cetak Sertifikat	02/04/2020
--------	-------------------------	--------------------------	------------

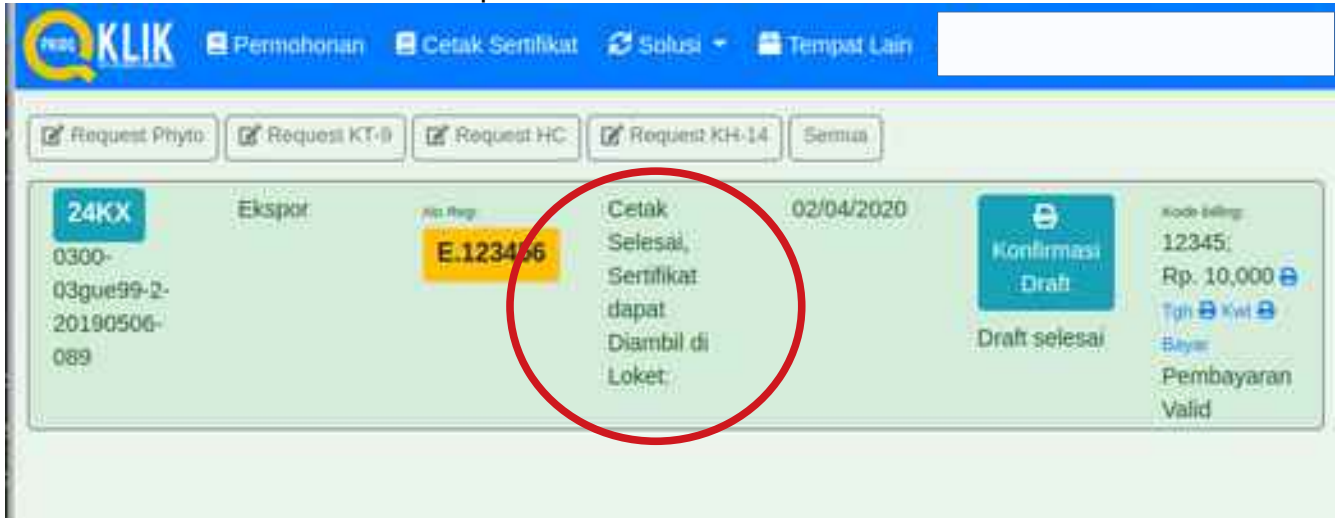
6. Konfirmasi Draft Sertifikat



7. Upload Bukti Pembayaran PNPB



8. Cetak Selesai, sertifikat siap diambil



*) cetak selesai, background berwarna hijau